



National Marine Manufacturers Association

nmma.org

ECONOMIC SIGNIFICANCE OF RECREATIONAL BOATING IN ILLINOIS

CONGRESSIONAL DISTRICT 10

Number of Recreational Boats*	18,546
Recreational Boating Industry Businesses	65
Total Jobs	1,720
Annual Recreational Boating-Related Spending	\$90.3 MILLION





TOTAL ANNUAL ECONOMIC IMPACT OF RECREATIONAL BOATING:

\$214.8 MILLION

RECREATIONAL BOATS IN IL-10

TOTAL BOATS* 18,546

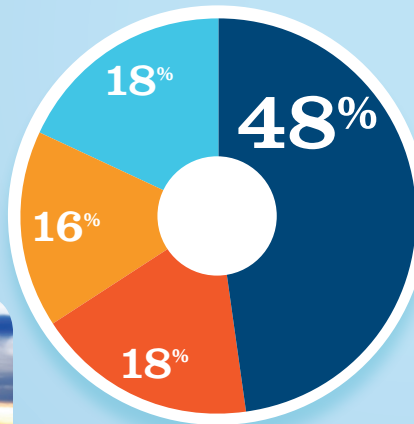
REGISTERED BOATS	18,546
Power boats	14,134
PWCs	3,066
Sailboats	1,048
Other Boats	298
HOUSEHOLDS PER BOAT	13.4



* Total boats are registered boats as reported by states to the USCG.

RECREATIONAL BOATING CREATES JOBS IN IL-10

TOTAL BOATING JOBS	833
Boat Building	149
Motor / Engine Mfgr.	-
Accessory / Supplies Mfgr.	135
Dealers / Wholesalers	148
Boat Services	401

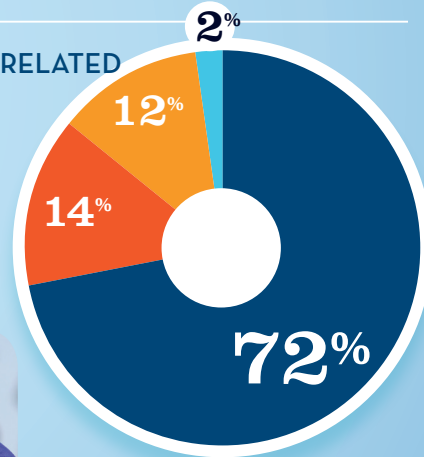


● BOAT BUILDING
 ● DLRS/WHOLESALEERS
 ● MOTOR/ENG. MFGR. †
 ● BOAT SERVICES
 ● ACC./SUPPLIES MFGR. † 0%



RECREATIONAL BOATING-RELATED BUSINESSES IN IL-10

TOTAL BUSINESSES	65
Boat Building	1
Motor / Engine Mfgr.	-
Accessory / Supplies Mfgr.	8
Dealers / Wholesalers	9
Boat Services	47

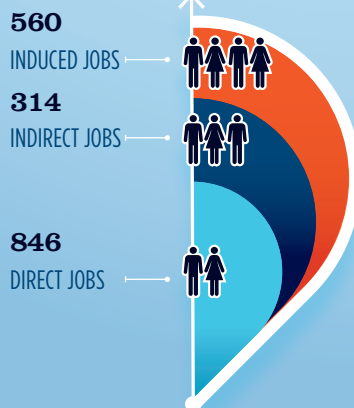


● BOAT BUILDING
 ● DLRS/WHOLESALEERS
 ● MOTOR/ENG. MFGR. †
 ● BOAT SERVICES
 ● ACC./SUPPLIES MFGR. † 0%



ESTIMATED JOBS IMPACT OF RECREATIONAL BOATING-RELATED SPENDING IN IL-10

EST. TOTAL JOBS	1,720
EST. TOTAL LABOR INCOME (MILLIONS)	\$71.1
Est. Direct Income	\$29.2
Est. Indirect Income	\$17.4
Est. Induced Income	\$24.5



RECREATIONAL BOATING INDUSTRY SALES IN IL-10

Boat Building	\$0.0 MILLION
Motor / Engine Mfgr.	\$0.0 MILLION
Accessory / Supplies Mfgr.	\$33.3 MILLION
TOTAL MFGR. SALES	\$33.3
Dealers / Wholesalers	\$69.7 MILLION
Boat Services	\$96.8 MILLION
TOTAL RETAIL & SERVICES SALES	\$166.5

● BOAT BUILDING
 ● DLRS/WHOLESALEERS
 ● MOTOR/ENG. MFGR.
 ● BOAT SERVICES
 ● ACC./SUPPLIES MFGR.

Source: NMMMA's Center of Knowledge; Recreational Marine Research Center at Michigan State University